

SUMMARY ACTION MINUTES

REGULAR MEETING ORANGE COUNTY COMMUNITY CORRECTIONS PARTNERSHIP

Thursday, May 22, 2014, 2:00 P.M.

PROBATION DEPARTMENT
Training Room 5
1001 S. Grand Ave.
Santa Ana, California

STEVE SENTMAN, Chair
Chief Probation Officer

MARY HALE
Health Care Agency

SANDRA HUTCHENS
Sheriff-Coroner

FRANK OSPINO
Public Defender

TONY RACKAUCKAS
District Attorney

KEVIN RANEY
Chief of Police, Garden Grove

ATTENDANCE: Members Sentman, Davis (Alternate for Ospino), Elgin (Alternate for Raney), Kea (Alternate for Hutchens), Qian (Alternate for Hale) and Yonemura (Alternate for Rackauckas)

EXCUSED: Members Hale, Hutchens, Ospino, Rackauckas and Raney

COUNTY COUNSEL: Wendy Phillips, Deputy

CLERK OF THE PARTNERSHIP: Jamie Ross & Dora Guillen, Deputy Clerks

ADMINISTRATIVE MATTERS: (Items 1 - 3)

1. Welcome and Introductions

PRESENTED

2. Discussion of Realignment Summit and approve budget not to exceed \$25,000

9 10 12345678 11 **APPROVED AS RECOMMENDED**

xxx xx

SUMMARY ACTION MINUTES

3. Realignment Updates:

- Probation
- Sheriff
- District Attorney
- Public Defender
- Courts
- Health Care/Mental Health
- Local Law Enforcement
- Board of Supervisors
- Social Services
- OC Community Resources
- OC Department of Education
- Community-Based Organization (Representative)
- CSP (Victims Representative)

PRESENTED

PUBLIC & PARTNERSHIP COMMENTS:

PUBLIC COMMENTS: None

PARTNERSHIP COMMENTS:

Chair Sentman & Alternate Member Kea – Oral Re.: Governor’s visit to Orange County.

Chair Sentman – Oral Re.: May Revise budget includes more funds to Local Law Enforcement.

ADJOURNED: 2:32 P.M.

SUMMARY ACTION MINUTES

*** KEY ***

Left Margin Notes

- | | |
|-------------------------|--------------------------|
| 1 Mary Hale | A = Abstained |
| 2 Sandra Hutchens | X = Excused |
| 3 Frank Ospino | N = No |
| 4 Tony Rackauckas | P.O. = Partnership Order |
| 5 Kevin Raney | |
| 6 Steve Sentman | |
| 7 Davis (Alternate) | |
| 8 Elgin (Alternate) | |
| 9 Kea (Alternate) | |
| 10 Qian (Alternate) | |
| 11 Yonemura (Alternate) | |

(1st number = Moved by; 2nd number = Seconded by)

/s/ _____
STEVE SENTMAN
Chair

/s/ _____
Jamie Ross, Deputy
Clerk of the Partnership



5-22-14 #3



AB109 Realignment Monthly Stats April, 2014

Postrelease Community Supervision (PCS)

April Releases from Prison (Apr.1-30, 2014)* 95

Year-to-Date Releases from Prison (Jan.1- Apr. 30, 2014)* 313

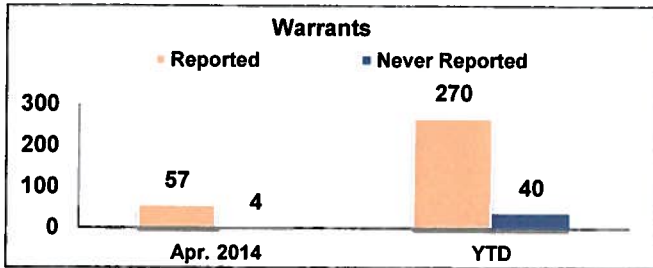
Status of PCS Releases as of April 30, 2014*

	Cumulative
Total Releases from Prison	3751
Actively Supervised (PCS)	1719
On Active Warrant (includes 240 ICE warrants)	448
Discharges Pursuant to 3456(a)(3)	1029
Other Discharges/Transfers	555

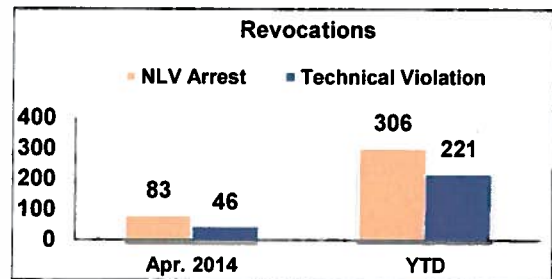
*Based on CDCR's projected release dates and are subject to change. Cumulative numbers reflect the most current release date information.

Warrants and Revocations

37.72% of individuals had at least one warrant issued since 10/1/2011



39.03% of individuals had at least one revocation since 10/1/2011.



	Apr. 2014	YTD	Cumulative
Total Warr.	61	310	2579

	Apr. 2014	YTD	Cumulative
Total Rev.	129	527	2862

Flash Incarcerations

April 2014

66% in April were due to a technical violation/warrant.
34% in April were due to a new law violation.

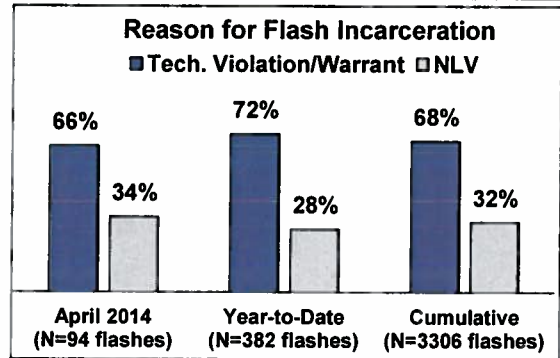
Year to Date (1/1/2014-4/30/2014)

72% due to a technical violation/warrant.
28% due to a new law violation.

Cumulative (10/1/2011-4/30/14)

68% due to a technical violation/warrant.
32% due to a new law violation.

42.2% (1,583 of 3,751 individuals released from prison had at least one flash.)



Mandatory Supervision (MS)

April, 2014

Cumulative (10/1/2011-4/30/2014)

Total MS Convictions 76
(A count of total convictions, not individuals)

Individuals with MS Convictions

Actively Supervised (Released from Jail)	846
Sentenced, but still in custody	311
On Active Warrant as of April 30, 2014	289
MS Case Terminated/Expired/Other	690
Total	2136



#3

ORANGE COUNTY SHERIFF'S DEPARTMENT
Community Corrections Partnership
Meeting Date May 22, 2014



Average Monthly Inmate Population FY 2013/14:

- 5863 Felony
- 1031 Misd
- 85.04% Felony-14.96% Misd.

Average Monthly Sentenced vs. Pre-trial Population FY 2013/14:

- 52.22% Pretrial
- 47.78% Sentenced

Average Monthly Stats Flash Incarceration FY 2013/14:

- 100.50 booked per month
- Serving 5.55 days (can serve up to 10 days)

Average Monthly PRCS Violators Booked FY 2013/14:

- 101.71 per month
- Average length of stay 53.94 days

Average Monthly Population of PC 1170(h) FY 2013/14

- 719.80
- Serving an average of 184.7 days

Mental Health Treatment April 2014:

- 1416 Open cases
- 965 new cases opened this month
- 878 receiving psychotropic medication for a mental health disorder
- 114 assigned to beds specifically for mental health treatment

Medical Treatment April. 2014:

- 7003 sick calls
- 5603 physician or mid-level practitioner visits
- 196 off-site medical visits
- 1343 dental encounters
- 123 inmates assigned to medical beds

CRIMINAL JUSTICE REALIGNMENT

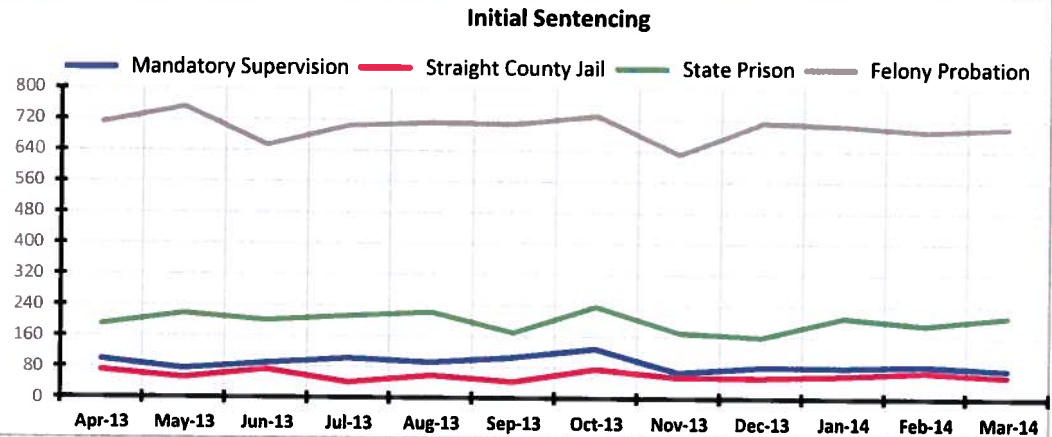
Superior Court of California, County of Orange

FELONY ONLY

April 2013 thru March 2014

Overview:

- **PC §1170 Sentences:** Of the 1,788 sentences during 12-month period, 60% (1,079) were split sentences and 40% (709) were straight county jail sentences.
- **In-Custody Pre Trial Population:** As of April 2014, in-custody pre trial population is 53% (47.5% felony and 5.5% misdemeanor).
- **Rehabilitation Programs:** Drug Court , DUI Court, Mental Health Court , and Veterans Treatment Court.
- **Resentencing Inventory (Proposition 36):** 171 Petitions filed to date with 85 resulting in resentencing, 26 denied or withdrawn



I. FILINGS

Measure	Average	Total	Apr-13	May-13	Jun-13	Jul-13	Aug-13	Sep-13	Oct-13	Nov-13	Dec-13	Jan-14	Feb-14	Mar-14
Felony Filings	1,486	17,826	1,580	1,649	1,340	1,580	1,451	1,518	1,620	1,222	1,595	1,565	1,332	1,374

II. INITIAL SENTENCING

Sentencing Type	Percent	Avg	Total	Apr-13	May-13	Jun-13	Jul-13	Aug-13	Sep-13	Oct-13	Nov-13	Dec-13	Jan-14	Feb-14	Mar-14
A. Mandatory Supervision ("split") [PC§1170(h)(5)(b)]	9%	90	1,079	99	75	90	102	92	105	128	67	81	80	85	75
B. Straight County Jail [PC§1170(h)(5)(a)]	6%	59	709	71	52	73	40	58	42	76	55	54	60	70	58
C. State Prison (non PC §1170 eligible)	19%	199	2,391	190	218	200	212	222	169	237	171	159	210	191	212
D. Felony Probation [PC§1203.1]	67%	702	8,424	712	753	654	705	711	709	732	633	714	707	692	702
E. TOTAL	100%	1,050	12,603	1,072	1,098	1,017	1,059	1,083	1,025	1,173	926	1,008	1,057	1,038	1,047

III. PETITIONS /COURT'S MOTIONS TO REVOKE/MODIFY

Petitions / Court's Motions	Percent	Avg	Total	Apr-13	May-13	Jun-13	Jul-13	Aug-13	Sep-13	Oct-13	Nov-13	Dec-13	Jan-14	Feb-14	Mar-14
A. Mandatory Supervision ("split")	6%	78	932	56	89	71	113	93	52	84	47	68	90	101	68
B. Post Release Community Supervision	9%	121	1,452	113	123	109	129	123	110	142	116	116	125	124	122
C. Parole (effective 07-01-2013)	4%	74	668	n/a	n/a	n/a	53	94	94	90	76	61	84	64	52
D. Felony Probation	82%	1,141	13,687	1,030	924	910	1,245	1,144	1,123	1,114	1,097	1,238	1,373	1,204	1,285
o Petitions	46%	645	7,739	638	652	517	683	659	684	630	611	642	713	632	678
o Court's Motion	36%	496	5,948	392	272	393	562	485	439	484	486	596	660	572	607
E. TOTAL	100%	1,395	16,739	1,199	1,136	1,090	1,540	1,454	1,379	1,430	1,336	1,483	1,672	1,493	1,527